

Adding the Finnish eID to your SIM Card

You can now get the official WPKI card from Elisa (Elisa Varmennekortti)

- This is a Mobile Signature-ready SIM card!

The Elisa Varmennekortti uses
Valimo Validator - MSSP
to verify your mobile signature

There are two **Elisa Shopit** stores where you can get it from:

- Helsinki Kampin Keskus – the shopping area above the underground bus terminal, go to the Yrityspalvelu in the Elisa shop,
- or Tapiola Shopit, Kauppamiehentie 1.






- 👉 If your employer pays your phone bill: You need a power of attorney (Valtakirja) from your company to change the SIM. (If you are changing a private subscription you won't need the PoA).
- 👉 **At Shopit:** It takes only few minutes to get a new SIM and your old one stops functioning 10-15 minutes after that. You get your new signing PIN in the same plastic wrapper as your new SIM.

- NOTE: The startup GSM PIN is 1234 (or 0000, you can ask the Elisa clerk) – not the “tunnusluku” printed on the card accompanying your SIM. The “tunnusluku” is used for generating a mobile signature that authenticates you. The “allekirjoitus” is used for generating a mobile signature that signs an electronic contract.



- You will get a printed customer certificate (Asiakkuustodistus) from the shop and you need to bring that with you to the Police to get the digital certificate from the Finnish Population Register (VRK).
- At the Police:** You then proceed to the Police Station. You need to present the customer certificate (Asiakkuustodistus) from Elisa, your personal ID (driver's license etc) and 13 euros (cash or bank card). It is a very straight forward process and takes only few minutes. The police contact the VRK for issuing you the digital certificate.
- The digital certificate will be in VRK's on-line directory in a couple of days. You will receive a ICCID number via SMS at that point. The ICCID is your SIM card's reference number and it is printed on the plastic surrounding the SIM card chip. By comparing them you make sure that the digital certificate has been issued for your SIM card.



-  You can then test your new SIM with the VRK service at:
<https://192.49.222.187/MobTunnistus/MobTunnistus.asp>.
-  **For foreign nationals:** It is possible to get the certificate as well as long as you have Finnish HETU (social security number). In other words, you must be a registered alien resident in Finland.
-  Few services are available as of today, but the list of services will grow to include all the Fineid service providers listed at this link.
<http://www.fineid.fi/vrk/fineid/home.nsf/pages/5982EEE5795622DEC225709700387995>

Link to Elisa's Varmennekortti service description:

http://matkaviestinta.elisa.fi/public/elisa.do?id=hen_liit_lisapalvelut,liittyman_lisapalvelu_h_0007.htm

Finnish – English Dictionary

Elisa Varmennekortti – Elisa's PKI-enabled SIM card for mobile signatures

Valtakirja – A power of attorney

Tunnusluku / Allekirjoitus – Your Signing-PINs: used for generating a mobile signature

VRK – The Finnish National Register operating the Certification Authority, that issues the certificates for Elisa Varmennekortti

HETU – The Finnish social security number. Each Finn and registered alien resident has been allocated one.

Abbreviations

WPKI – Wireless Public Key Infrastructure: The technical system behind the mobile signature service offering.

SIM card – The storage for your GSM subscription information and the mobile signature application.

POA – Power of Attorney

GSM PIN – The PIN used when switching on your GSM phone

Signing PIN – The PIN used for generating the mobile signature.

ICCID – The SIM card's ID number

SMS – A short text message send to the phone. If you have the Elisa Varmennekortti, you will receive signing requests to the phone via SMS. Your phone will guide you through the process of generating a mobile signature.